

Audubon County, Iowa

Laborshed Analysis

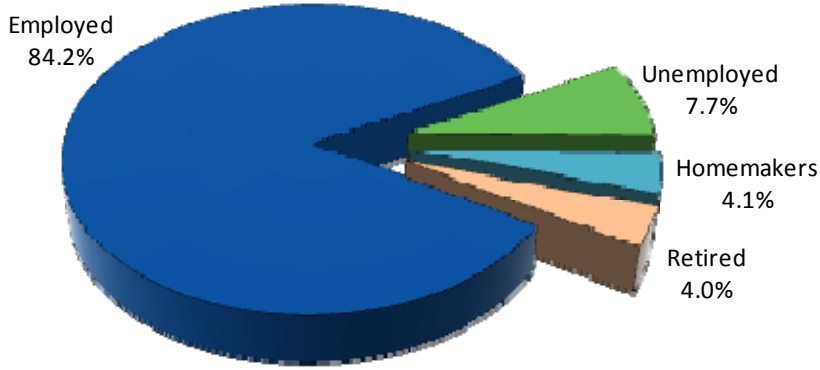


A Study of Workforce Characteristics
Released April 2011

Laborshed Studies

A Laborshed is defined as the area or region from which an employment center draws its commuting workers. To determine the approximate boundaries of the Audubon County Laborshed area, local employers supplied the ZIP code listings of where each of their employees reside. This Laborshed analysis addresses underemployment, the availability and willingness of current and prospective employees to change employment within the workforce, current and desired occupations, wages, hours worked, and distance willing to commute to work. *See contact information on back.*

Employment Status



Total Potential Labor Force: 25,355 (entire Laborshed Area)

Estimated Number of Individuals Very Likely or Somewhat Likely to Change or Accept Employment (6,137)

- 5,019 Employed
- 383 Unemployed
- 336 Homemakers, Not Employed
- 399 Retired

Underemployment

The underemployed are composed of individuals who are working fewer than 35 hours per week but desire more hours; who are working at wages equal to or less than the national poverty level; and/or who are working in positions that do not meet their skill or education levels, or worked for higher wages at previous employment.

- 1.2% Inadequate hours (60 people)
- 2.7% Mismatch of skills (136 people)
- 0.7% Low income (35 people)
- 4.0% Total estimated underemployment (201 people)

Individuals may be underemployed for more than one reason, but are counted only once for total estimated underemployment.

Industrial Classification of the Employed

Industry	% of Laborshed	# of Employed
Health Care & Social Services	17.9%	3,821
Wholesale & Retail Trade	14.8%	3,160
Education	10.7%	2,284
Agriculture	8.9%	1,900
Transportation, Communication, & Utilities	8.9%	1,900
Public Administration & Government	8.6%	1,836
Manufacturing	7.2%	1,537
Professional Services	6.2%	1,324
Construction	6.2%	1,324
Finance, Insurance, & Real Estate	5.5%	1,174
Personal Services	4.8%	1,025
Entertainment & Recreation	0.3%	64

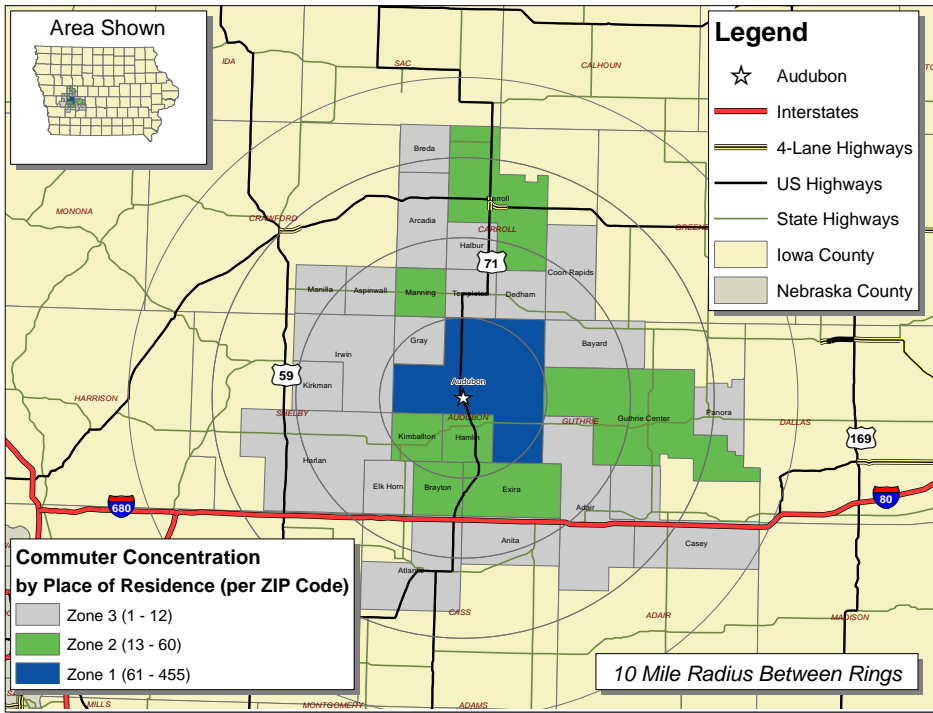
Quick Facts

(Employed - willing to change employment)

- 18.1% are working multiple jobs
- Currently working an average of 41 hours per week
- Average age is 47 years old
- 26.4% currently working within the professional, paraprofessional, & technical occupational category followed by 25.0% within the production, construction, & material handling occupational category
- Most frequently identified job search sources:
 - Local/Regional newspapers
The Des Moines Register
Daily Times Herald - Carroll
Audubon County Advocate Journal
 - Internet
www.iowaworkforce.org
www.iowareap.com
www.careerbuilder.com
 - Local Iowa Workforce Development Centers
 - Networking through friends, family, and acquaintances

Survey respondents from the Audubon County Laborshed area were asked to identify the industry in which they are currently working. The largest concentration of workers are employed in the health care & social services industry as shown in the table at left.

Audubon County Laborshed Area



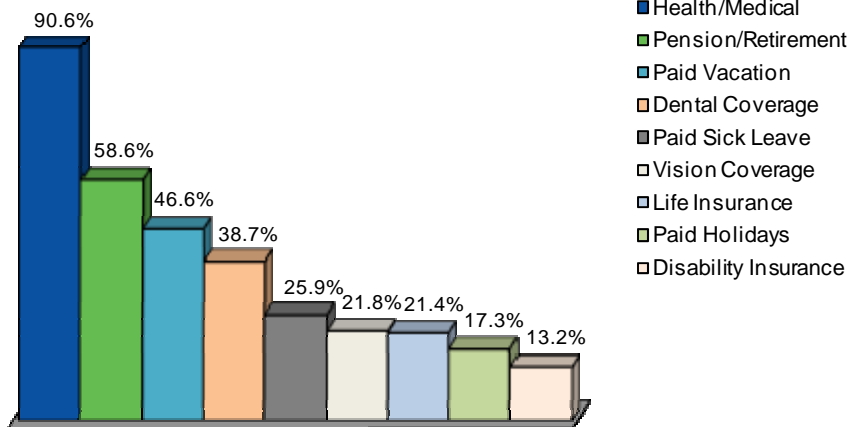
Commuting Statistics

The map at the left represents commuting patterns into Audubon with the concentration per ZIP code represented in the legend.

Those who are willing to change/accept employment in the Audubon County Laborshed area are willing to commute an average of 26 miles one way for employment opportunities.



Benefits Currently Offered



The survey provides the respondents an opportunity to identify employment benefits they currently are offered. The chart at left provides the percentage of responses from those that are currently employed. The top nine benefits are shown.

The majority (73.1%) of respondents state they are currently sharing the cost of health/medical insurance premiums with their employer. However, 18.5 percent indicate their employer pays the entire cost of insurance premiums.

Education and Median Wage Characteristics by Industry

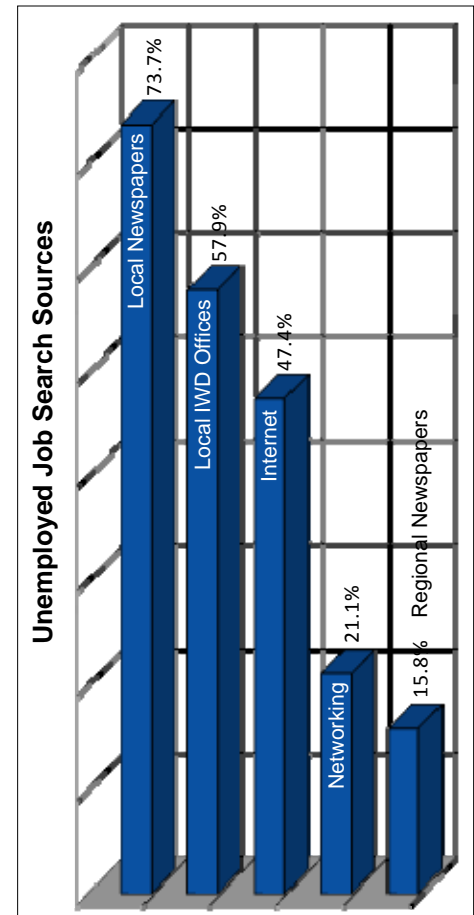
Industry	Education			Median Wages	
	Some Level Beyond High	Associate Degree	Undergraduate Degree or Higher	Salary Wages (per year)	Non Salary Wages (per hour)
Agriculture	66.7%	29.6%	18.5%	\$42,500	\$14.00
Construction	32.1%	10.7%	*	\$40,000	\$16.50
Manufacturing	65.4%	19.2%	11.5%	\$43,000	\$15.00
Transportation, Communication, & Utilities	51.9%	11.1%	18.5%	\$48,000	\$14.50
Wholesale & Retail Trade	46.2%	9.6%	7.7%	\$52,000	\$10.50
Finance, Insurance, & Real Estate	88.2%	11.8%	41.2%	\$45,000	\$13.75
Health Care & Social Services	76.3%	23.7%	30.5%	\$60,500	\$14.59
Personal Services	80.0%	20.0%	40.0%	*	\$12.00
Entertainment & Recreation	*	*	*	*	*
Professional Services	70.8%	16.7%	25.0%	\$40,000	\$12.50
Public Administration & Government	57.6%	15.2%	21.2%	\$45,000	\$17.78
Education	88.9%	8.3%	66.6%	\$42,000	\$10.75

This table includes all respondents without consideration of employment status or willingness to change/enter employment.

**Insufficient survey data/refused*

Unemployed - Those Willing to Enter/Re-enter Employment

- An estimated 383 unemployed individuals are willing to accept employment
- Average age is 46 years old
- 63.2% are male; 36.8% are female
- Education:
 - 42.1% have an education beyond high school
 - 15.8% have an associate degree
 - 5.3% have an undergraduate degree
- Estimated wage range to attract the upper 66-75% qualified hourly wage applicants is \$11.08 to \$12.75/hr. with a median of the lowest wage of \$9.00
- Willing to commute an average of 31 miles one way for the right opportunity
- 89.5% expressed interest in seasonal and 84.2% in temporary employment opportunities
- 73.7% expressed interest in working varied shifts (2nd, 3rd & split)
- Would prefer to enter employment that offers the following benefits:
 - Health/medical insurance
 - Dental coverage
 - Vision coverage
 - Pension/retirement options
 - Paid sick leave
 - Paid vacation
 - Prescription drug coverage
 - Disability insurance
 - Life insurance
- 80.0% indicated they are seeking employment offers where the employer/employee share the cost of medical insurance premiums.



Sponsored in Partnership with



Western Iowa
advantage
a good thing growing



MidAmerican
ENERGY
OBSESSIVELY, RELENTLESSLY **AT YOUR SERVICE.**

For more information regarding the Audubon County Laborshed Analysis, contact:

Midwest Partnership EDC

Adair, Audubon, Greene, & Guthrie counties
P.O. Box 537; 615 S Division St.
Stuart, Iowa 50250
Phone: 515-523-1262
Fax: 515-523-1397
Email: info@midwestpartnership.com
www.iowadevelopment.com

Audubon County Economic Development Corporation

800 Market St
Audubon, IA 50025
Phone: 712-563-2742
Fax: 712-563-2537
E-mail: aced@iowatelecom.net
www.auduboncounty.com